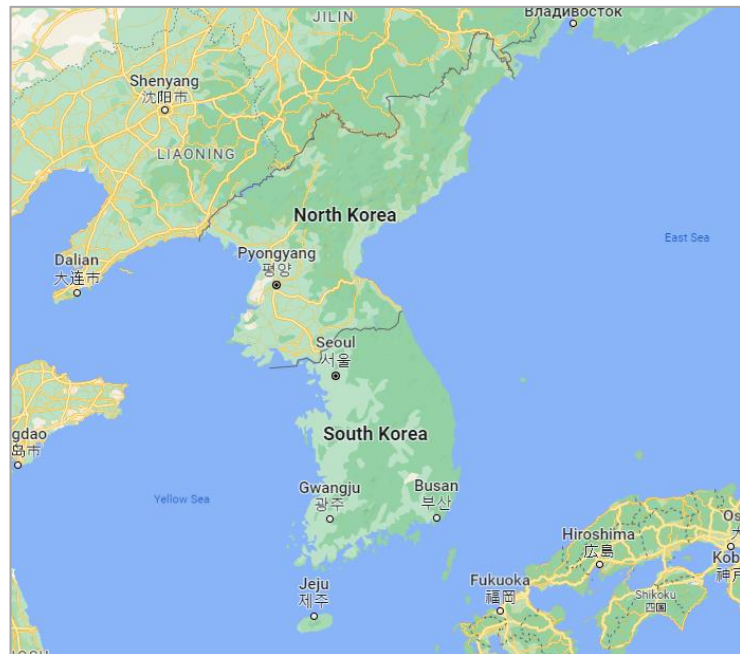


VISITORS' PRE-ARRIVAL HANDBOOK FOR SOUTH KOREA

Contents	
1. Country Information	2
2. Climate	2
3. People	2
4. Language	3
5. Electricity and Voltage	3
6. Transportation	4
7. Incheon Airport	5
8. Time Zone	7
9. Currency and Money	7
10. Communications	7
11. Packing Suggestions	8
12. Korean Cuisine	9
13. Passport and Visa	9
14. Safety and Security	10
15. Emergency Hotline	14
16. Embassies	15

1. Country Information

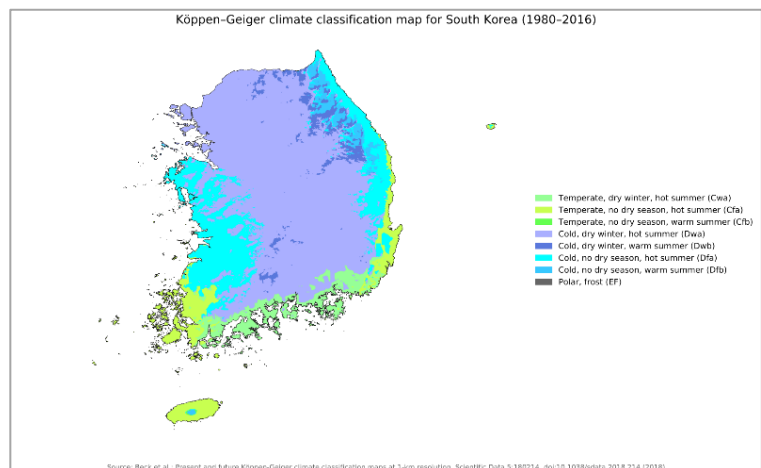
South Korea, officially Republic of Korea, is located in East Asia, occupying the southern portion in the Korean peninsula. Also, the Korean peninsula is around 625 miles from north to south and 135 miles wide at its narrowest point. (ParkYoung-Han, 2015) The country is bordered by the DPRK (known as North Korea) to the north, the East Sea to the east, the East China sea to the south, and the Yellow sea to the west. While the Korean mainland is about 138,000 square miles. The DPRK comprises about 76,000 square miles. The Korea Rep is about the same area as Iceland and Portugal. (ParkYoung-Han, 2015)



2. Climate

Korea is geographically located in the mid-latitude temperate climate zone, so the four seasons of spring, summer, autumn and winter are distinct.

Suwon, which is in the inland area of southwestern Gyeonggi Province, has pleasant temperatures during the day in October. The average maximum daytime temperature is 19.2°C, while the minimum temperature is 8°C.



3. People

There are 9 provinces in South Korea; Chungcheongbuk-do, Chungcheongnam-do, Gangwon-do, Gyeonggi-do, Gyeongsangbuk-do, Gyeongsangnam-do, Jeollabuk-do, Jeollanam-do, and Jeju special self-governing Province. On the other hand, there are 7 metropolitans: Busan, Daegu, Daejeon, Gwangju, Incheon, Ulsan. And there is only one special self-governing city, Sejong.

(OECD, 2020) Depending on the regional area, the population entirely differs like below table.
Table 1. The population of Korea Rep in 2021


(Unit: person)

Total population	51,738,071	Map of provinces of South Korea
Regional population		
Seoul	9,472,127	
Busan	3,324,335	
Daegu	2,387,911	
Incheon	2,957,044	
Gwangju	1,475,262	
Daejeon	1,479,740	
Ulsan	1,120,753	
Sejong-si	366,227	
Gyeonggi-do	13,652,529	
Gangwon-do	1,521,890	
Chungcheongbuk-do	1,624,764	
Chungcheongnam-do	2,175,960	
Jeollabuk-do	1,787,053	
Jeollanam-do	1,778,124	
Gyeongsangbuk-do	2,635,314	
Gyeongsangnam-do	3,305,931	
Jeju	673,107	

4. Language

Official language is Korean, and the Korean script is called Hangul.

5. Electricity and Voltage



The standard voltage in Korea is 220 volts at 60 Hertz, and the outlet has two round holes. If you do not have a multi-voltage travel adapter, you may ask to borrow or purchase one from your hotel's front desk. You can also find them at the airport, retail stores, major duty-free shops, and even convenience stores.

6. Transportation

1) Taxi

Taxis are available in the city. They have meters and their starting fee is KRW 4,800 for 1.6km in Seoul and Gyeonggi-do.

2) City Bus

If you are going to use bus, you should find right destination and bus routes to make your way. Starting fee is KRW 1,500. You need a traffic card to use the bus.

3) Subway

Subway is the most useable transportation in Seoul and Gyeonggi-do. Its fee is basically KRW 1,250. You need to pay additional fee depending on your destination. In order to purchase a single journey card only for subway, you can find a charger machine like the below photo in every subway station.



▲ Single-use transportation card



▲ Transportation Card Charger

※ Website for Guideline for Using Traffic Card:

<https://www.t-money.co.kr/ncs/pct/tmnyintd/ReadFrqnKoreaTourCardEngIntd.dev>

● A Map App convenient to use in Korea



▲ 'Naver Map' app

▲ 'Kakao map' app

(*Strongly recommend using Naver Map and Kakao map rather than Google Map in Korea)

7. Incheon Airport

Transportation from the Incheon airport to Seoul includes the Airport Railroad Express (AREX), Seoul Subway, Airport Limousine Bus, and taxis (international taxis available). All means of public transportation accept cash, credit cards, or transportation cards (T-Money, NAMANE Card, etc.) that you can purchase at the airport.

1) Airport Subway

The distance from Incheon Airport (Terminal 1) to Seoul Station is approximately 60 kilometers. It takes 43 minutes by AREX and approximately 1 hour and 30 minutes by car.



▲ Airport Subway Line (ICN Airport ~ Seoul Sta.)

※ Airport Railroad website: [Welcome to Incheon Airport Railroad \(arex.or.kr\)](http://arex.or.kr)

2) Airport Limousine

Airport Limousine Buses have 14 routes that travel between Incheon Airport and various areas throughout Seoul. You can hop on an Airport Limousine Bus and get to a destination within Seoul on a single ride. Bus tickets can be purchased at the ticket office outside Gate No. 4, 6, 7, 8, 9, 11 or 13 on the first floor of Terminal 1 or at the bus terminal in the Terminal 2 Transit Center (B1 floor). You can pay with either cash or credit card at the ticket office.



※ Airport Limousin website: Airport Limousine Co., Ltd.

- ◀ Airport Limousin Bus Timetable
- ◀ Bus number to Suwon: 4000 & 4100
- ◀ Check which terminals you arrive at (T1, T2) and the bus timetable

3) Taxi

There are standard taxis, premium deluxe taxis, international taxis with foreign language services, and large deluxe taxis (limousine taxis, jumbo taxis) that are 7- to 11-seater minivans (including the driver). Standard taxis and deluxe taxis can be found at the taxi platform outside the waiting area of Incheon Airport Terminals 1 and 2.

Getting to Suwon from Incheon

There are 4 ways to get from Incheon Airport (ICN) to Suwon Station by bus, train, taxi, or car.

1) Bus

There is a direct bus departing from Incheon Int'l Airport T1 and arriving at Suwon Station. Services depart every 30 minutes, and operate every day. The journey takes approximately 52 min. Incheon Airport (ICN) to Suwon Station bus services, operated by Gyung Gi Airport Limousine, arrive at Suwon Station. Please look for the airport limousine ticket area before your exit the airport, after you have cleared immigration. Tickets cost ₩13,500 from Incheon Airport to Suwon Station. From Suwon station, you can take a taxi to get to your final destination. See image below for more information.

2) Train

There is no direct train from Incheon Airport (ICN) to Suwon Station. However, there are services departing from Incheon Int'l Airport T1 and arriving at Suwon Station via Seoul Station. The journey, including transfers, takes approximately 1h 56m. Incheon Airport (ICN) to Suwon Station train services, operated by AREX, depart from Incheon Int'l Airport T1 station.

3) Taxi

The quickest way to get from Incheon Airport (ICN) to your Suwon destination is to take a taxi, which usually takes 50-60 minutes. Please do note that black taxis are premium taxis and cost more.

4) Own car

The driving distance from Incheon Airport (ICN) to Suwon Station is 69 km. It takes approximately 54 min to drive from Incheon Airport (ICN) to Suwon Station.

Transportation Plan

- Incheon International Airport
- Incheon International Airport First Terminal
 - Boarding location at the first passenger terminal (1st floor, Gate 7).



- Incheon International Airport Second Terminal
 - Boarding location at the second passenger terminal (Transportation Center Basement 1, Gate 40).



	Suwon Convention	Courtyard Marriot	Ibis Ambassador
By Car	72km (about an hour)	71km (about an hour)	72km (about an hour)
By Limousine Bus	Bus No.8852 Transferring from bus number 8852 to bus number 19 or 11 at the "Advanced Institute of Convergence Technology" bus stop.	Bus No.8852 Transferring from bus number 8852 to bus number 999 at the "Gwanggyo Cafe Street" bus stop.	Bus No.8852 Transferring from bus number 8852 to bus number 80 at the "Advanced Institute of Convergence Technology" bus stop.



Suwon Station to your hotel

To make sure you arrive at your hotel safely, we recommend taking the taxi directly to the hotel.

8. Time Zone

The time zone in South Korea (Korea Standard Time, KST) is in GMT/UTC +9; it is 9 hours ahead of UTC.

9. Currency and Money



The Korean won (KRW) is the national currency of South Korea. Its users denote the won by using the symbol "₩," as in "₩1,000." Since 1950, it has been administered by the nation's central bank, the Bank of Korea. The won is fully convertible and is routinely traded against other global currencies, such as the U.S. dollar (USD), the Japanese yen (JPY), and the euro (EUR). One won is divided into 100 subunits, called "jeon."

There are four different Korean won bills issued by the Bank of Korea and used in South Korea. They are 50,000 won, 10,000 won, 5,000 won, and 1,000 won. The bills get larger as they go up. The 5,000 won bill is slightly larger than the 1,000 won bill, and the 10,000 won bill is somewhat larger than the 5,000 won bill.

If you need cash immediately or are not comfortable using ATMs, exchanging money at a currency exchange bureau available at the airport is a good and safe option. However, if you don't mind paying a small fee, withdrawing money from an ATM will typically give you the best exchange rate.

Debit and credit cards are widely accepted in South Korea, especially in major cities including Suwon and tourist areas. However, it is always a good idea to have some cash on hand, especially if you are traveling to rural areas or visiting small businesses.

Source: <https://www.investopedia.com/terms/forex/k/krw-korean-won.asp#:~:text=Key%20Takeaways,and%20the%20effects%20of%20war.,https://www.90daykorean.com/study-korean-money/>

10. Communications

1) Roaming

Korea's major airports, including Incheon, Gimpo, Gimhae and Jeju International Airports, have roaming centers, operated by local network service providers. Visitors can get their mobile devices connected for roaming here after a simple registration process. In addition to roaming services, SIM Card purchase, Wi-Fi egg rentals and even smart phone rentals are available. More information about the fees, location of roaming centers and other details can be found on the service provider's official website.

**Roaming services of major network carriers*

- Kt Roaming Center website: globalroaming.kt.com (Korean, English, Chinese, Vietnamese)
- SK TELECOM Roaming Center website: www.skroaming.com (Korean, English, Japanese, Chinese)
- LG U+ Roaming Center website: www.uplus.co.kr (Korean, English, Japanese, Chinese)

2) SIM Cards

Prepaid SIM cards usually cost less than roaming services and offer unlimited data for a period of 5, 10 or 30 days. The SIM cards can be purchased at CU and 7-Eleven convenience stores at Incheon International Airport and Korea SIM Card's official website. Although they can also be found at certain CU and 7-Eleven branch stores in Seoul and Busan, visitors are recommended to make a purchase in advance via online or at the airport.

Prepaid eSIM can be easily purchased and received online. The digital eSIM works by installing a prepaid data plan by scanning the provided QR code. The eSIM can be purchased on their website and you will receive an eSIM plan by e-mail, all without the hassle of visiting an offline store.

3) International Calls

International country code for Korea is +82. Dial the number of an international phone call carrier from your country, then dial 82 (country code for Korea), followed by the area code (excluding the first number 0). Finally, dial the phone number you wish to call.

11. Packing Suggestions

Here are some general packing tips for your trip:

- Personal identifications---passport, visa, and photocopies of both
- Airline tickets
- APHF9 Invitation and hotel reservation
- Lists of your personal medication or any prescriptions
- Emergency contact information (Physician, Family, HFHI emergency contact)
- Copies of all forms of ID and credit cards that you are traveling with, along with emergency numbers for replacing or canceling credit cards if stolen or lost
- Warm clothes (please expect a cooler weather in Korea this October)
- Personal hygiene Kit
- Universal travel Adapter (refer to No.5)
- Face mask and sanitizers
- Personal first aid kit
- International medical and accident insurance with coverage in Korea and transit countries (if any)
- Carry-on bag: pack extra clothes for 1–2 days (just in case of lost baggage) and enough of any required medicines to last for several days.
- External power bank (should be in carry-on bag)
- Umbrella

12. Korean Cuisine



Korea's natural environment features mountains, plains, and seas in equal measure, contributing to the country's diverse and unique culinary cultures. Korean food, or hansik, is characterized by a clear distinction between the main dish (rice, noodles, etc.) and the side dish (called banchan), diverse recipes, a balanced mix of animal and plant products, and refined fermented foods created with great care over long periods. The Korean people have also believed that food and medicine share the same origin, following the adage that "food is the best medicine."

"K-Food" has been taking the world by storm with its superb taste and benefits to health. The World Health Organization (WHO) described hansik as a superb culinary model with nutritional balance, with many researchers reporting that hansik prevents obesity and cancer.

Source: <https://www.korea.net/AboutKorea/Korean-Life/Food>

Please find additional information on Korean food and cuisine here: [Audley Travel South Korea](#)

13. Passport and Visa

Please check your respective visa requirements before traveling to South Korea.

A foreigner who plans to enter the Korea has to meet the entry requirements:

- **You must possess a valid passport.**
Immigration officials will reject your entry if you present him/her an expired or fake/false passport.
- **You must possess a valid visa.**
You must enter before the expiry date of your visa. Moreover, immigration officials may reject your entry if your Visa type does not match with your entry purpose.
- **You must not have any grounds for entry restrictions in accordance with the Immigration Act.**

Nationalities from India, Philippines, Indonesia, Nepal, Cambodia, and Bangladesh are advised to obtain a Korean Visa prior to their arrival from nearby Diplomatic missions (Embassies/consulates) of Korea Government. It can also be issued online.

South Korea currently only offers the option of obtaining a visa **through a government diplomatic office, either an embassy or a consulate**, as a visa on arrival is not available for the country. (source: [Visa Policy of South Korea | Entry Requirements | HandyVisas](#))

● **Arrival Card**

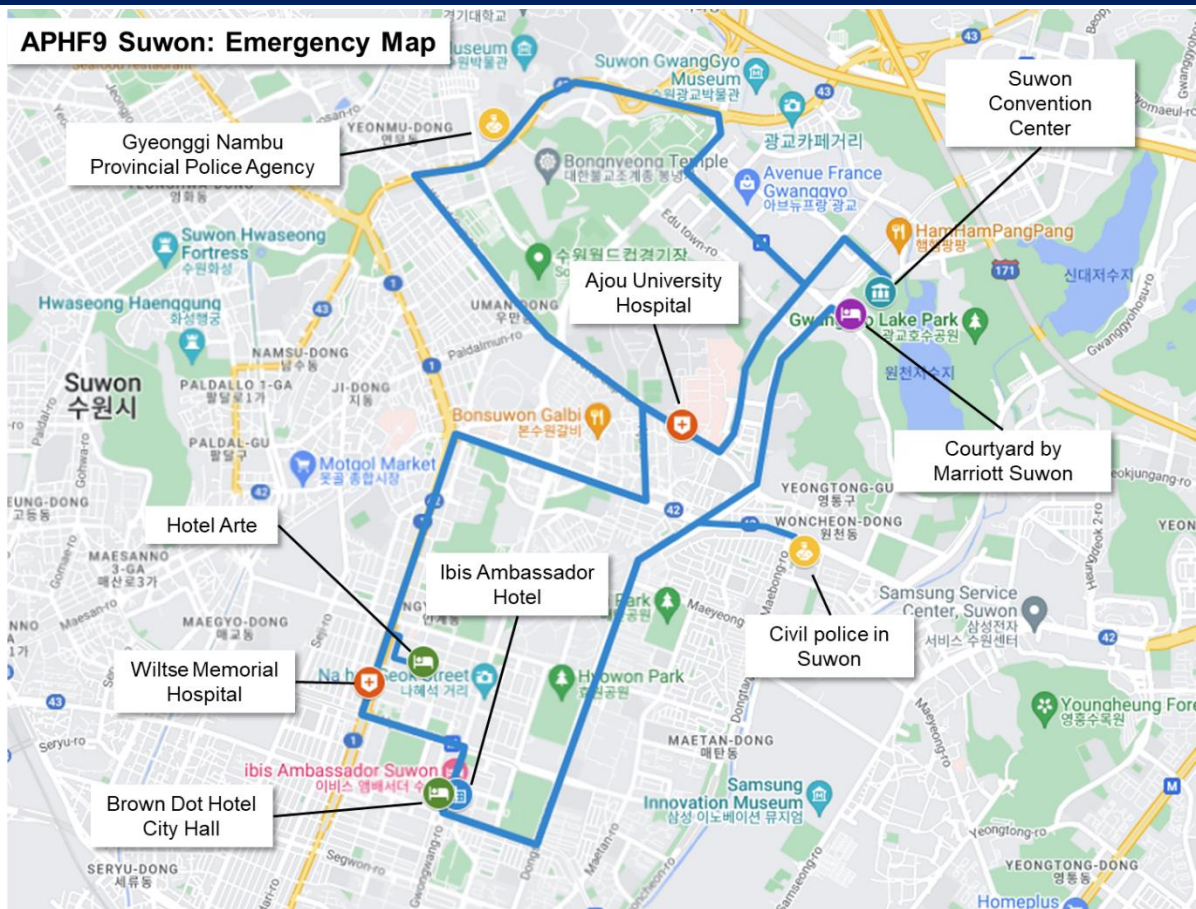
A foreigner entering the Korea must go through immigration at the port of entry. Please present your passport along with the completed arrival card (Form No.41-2) that states the purpose of your entry, location of residence, etc to immigration officials.

ARRIVAL CARD 入國申告書 (外國人用)		漢字姓名
Family Name / 姓	Given Name / 名	<input type="checkbox"/> Male/男 <input type="checkbox"/> Female/女
Nationality / 國籍	Date of Birth / 生年月日(YYYY-MM-DD)	Passport No. / 旅券番號
Home Address / 本國住所		Occupation / 職業
Address in Korea / 韓國內 滯留豫定地		(Tel :)
Purpose of visit / 入國目的		Flight(Vessel) No. / 便名·船名
<input type="checkbox"/> Tour 觀光 <input type="checkbox"/> Business 商用 <input type="checkbox"/> Conference 會議 <input type="checkbox"/> Visit 訪問 <input type="checkbox"/> Employment 就業 <input type="checkbox"/> Official 公務 <input type="checkbox"/> Study 留學 <input type="checkbox"/> Others 其他 ()		Port of Boarding / 出發地
Signature / 署名		Official Only 公用欄
		체류자격 B1 B2 체류기간 015 030 090 03M

14. Safety and Security

Like many countries, Korea has its own safety and security concerns that visitors should be aware of. Overall, Korea is considered a safe destination for tourists. However, please be careful about theft and accidents that can occur in crowded places. By being aware of these potential risks and taking common-sense precautions, you can have a safe and enjoyable trip to Korea. Additionally, it's always a good idea to keep a copy of your passport and important documents in a secure place, and to have travel insurance in case of any unexpected events. As a general practice, always exercise a high degree of situational awareness, especially in areas that you are not familiar with.

Please find below the emergency map for the APHF9, including all relevant venues, hotels and emergency institutions:



Institution Details:

- ibis Ambassador: APHF9 Event and Hotel**
 132 Gwongwang-ro, Paldal-gu, Suwon, Gyeonggi-do, South Korea
all.accor.com
 +82 31-230-5000
- Suwon Convention Center: APUF, APHF's Youth and Business Assemblies**
 South Korea, Gyeonggi-do, Suwon, Gwanggyojungang-ro, 140 KR
www.scc.or.kr
 +82 31-303-6000
- Brown Dot Hotel**
 12 Gwongwang-ro 123beon-gil, Gwonseon-gu, Suwon, Gyeonggi-do, South Korea
 +82 31-233-1123
- Hotel Arte**
 37 Ingye-ro 108beon-gil, Paldal-gu, Suwon, Gyeonggi-do, South Korea
www.hotelarte.co.kr
 +82 31-8067-6600
- Wiltse Memorial Hospital**
 437 Gyeongsu-daero, 인계동 Paldal-gu, Suwon, Gyeonggi-do, South Korea
www.allspine.com
 +82 1577-8382

- **Ajou University Hospital**
164 World cup-ro, Yeongtong-gu, Suwon, Gyeonggi-do, South Korea
hosp.ajoumc.or.kr
+82 31-219-7115
- **Gyeonggi Nambu Provincial Police Agency**
223 Changnyong-daero, Jangan-gu, Suwon, Gyeonggi-do, South Korea
www.ggpolic.go.kr
+82 31-888-2124
- **Civil Police Station Suwon**
Suwon-si, South Korea
+82 182

When you encounter an emergency:

SECURITY INCIDENT

- Contain incident, remain calm and be patient.
- Minimize losses and get unnecessary people out of the danger zone and avoid other people from coming in unless for assistance- alert others
- Give out emergency call for the possibility of assistance using the 5 golden W's: who, what, when, where and why
- Take life saving measures but be aware of the potential possibility of follow up incidents, preferably treat wounded in a safe area. If you are uncertain how to treat a seriously wounded person, wait for assistance from emergency responders.
- As soon as life-saving situation is over, or assistance is on the location, try and assist coordination.
- Provide a more detailed report as soon as possible and provide further information when needed.
- Submit a written incident report before the end of the day.

ROAD/TRAFIC ACCIDENTS

- If a passenger in a vehicle:
- Ensure fellow passengers are accounted for and responsive.
- If any passenger is ejected from the vehicle, unresponsive, or injured call emergency services immediately.
- Assess your vehicle's condition to determine if it is safe to occupy and if it can safely be moved.
- If a vehicle cannot be moved, advise the driver to call emergency services and wait for assistance.
- If it is safe to do so, passengers should remain in the vehicle with seat belts fastened for everyone's safety until help arrives.
- If it is unsafe to remain in the vehicle, passengers should cautiously exit and move to a safe location away from traffic but adjacent to the accident site.
- Advise the driver to turn on hazard lights and set out warning devices if possible to do so, without endangering yourself or others.
- If a vehicle can be moved without creating further hazard, move it to a safe location adjacent to the accident site.
- Take note of the relevant information like care details, location of accident and steps taken. Only do this when it is safe.
- Complete an incident report as soon as possible.

FIRE EMERGENCIES

- Once you are out, stay out!
- If you see smoke or fire in your first escape route, use your second way out. If you must exit through smoke, crawl low under the smoke to your exit.
- If you are escaping through a closed door, feel the door before opening it. If it is warm, use your second way out.
- If smoke, heat, or flames block your exit routes, stay in the room with the door closed. Signal for help using a bright-colored cloth at the window. If there is a telephone in the room, call the emergency services and tell them where you are.

MEDICAL EMERGENCIES

If the medical emergency requires immediate medical attention of is life threatening.

- Call the local emergency number (119) immediately.
- Do not hang up until the dispatcher advises you to disconnect
- Coordinate getting an ambulance to the right building, floor and location
- Do not attempt to move a person unless they are in immediate danger (i.e., fire, building collapse, etc.)
- Check for responsiveness, pulse and implement appropriate steps in accordance with the level of training.
- Follow the advice and instructions provided by the emergency service. Try to keep the casualty comfortable and calm until ambulance arrives.
- Avoid unnecessary conversation with, or about, the ill or injured person. You might add to the person's distress or fears, increasing the risk of medical shock. Limit your communication to quiet reassurances.

If the emergency requires medical attention but appears not to be life-threatening.

- Provide First Aid to the level to which you are trained after obtaining consent from the person. Use the first aid kit, when available.
- Call the emergency services, if needed.
- Encourage the injured person to go to a medical facility for further check, ensure that the GV team leader and a Habitat staff accompany them to the medical clinic.
- Provide as much help and support as possible until transportation arrangements have been made.

COVID-19 (isolation, quarantine, hospitalization)

- Follow and observe the local health authorities' guidelines and protocols for isolation and quarantine.
- If you are exhibiting flu-like symptoms, monitor yourself and inform your emergency contact.
- Should you need a rapid test kit, please coordinate with the forum organizers and/or Owen Dacayan for Habitat staff.
- Once there is a confirmed positive for COVID-19, follow the recommended local protocols, and expect transmission of the virus to other staff.

As of August 23, 2023, the following are the local guidelines if you test positive for COVID-19 while in South Korea:

- No government quarantine is needed.
- It is recommended to isolate for five (5) days.
- Use normal hygiene precautions, such as careful and frequent hand washing, wearing of face mask, and seeking of medical advice if you have a fever or are suffering from more extreme symptoms.

- Please coordinate with your event emergency focal point when you tested positive.

WEATHER and TEMPERATURE RELATED EMERGENCIES

- Prepare and be aware of the weather cycle of the country and the conditions during late of October.
- Pay attention to weather reports, freezing conditions, and thunderstorm warning. During cold wind chill, wear many layers of clothing and encourage others to do the same.
- Know the signs of cold-related illnesses and how to respond to those illnesses. The best method to prevent cold-related illness is to stay warm, stay indoors, and—if you must go out—BUNDLE UP. The key in any cold-related illness is quick response.
- During thunderstorms or heavy rains, stay indoors if possible.
- Wear proper clothing and use rain protection like umbrellas or raincoats.
- Be careful on roads as it might be slippery.

15. Emergency Hotline

In an emergency, please contact following staff members immediately.

APHF9 Event Emergency Contact

APHF Lead Coordinator

ROBYN EMERSON

REmerson@habitat.org

+254-786207444 (available on WhatsApp)

+82 10 29042519 (Kakao)

Habitat for Humanity International Staff Emergency Contact

OWEN DACAYAN

odacayan@habitat.org

+63-9399318769 (available in WhatsApp/ Signal/ SMS)

Habitat Korea Emergency Contact

KIM JISUN

Planning and Administration Team Leader

jskim@habitat.or.kr

+82) 010-8827-5334 Alternative Habitat Korea Staff Hotlines:

South Korea Emergency Numbers

Emergency Rescue: 119

Medical Emergency: 119

Police: 112

16. Embassies

Embassy of Philippines

80 Hoenamu-Ro, Yongsan-Gu, Seoul Republic Of Korea 04346
(+82-2) 796-7387 to 89 / (+82-10) 9365-2312
www.philembassy-seoul.com

Embassy of United States

188 Sejong-Daero, Jongno-Gu, Seoul, South Korea
+82 2 397 4114
<https://kr.usembassy.gov/embassy-consulate/seoul/>

Embassy of Vietnam

28 – 58, Samchong-Dong, Chongno-Ku, 110-230, Seoul, Korea
+82 2 738 2318
<https://vietnamembassy-seoul.org>

Embassy of Fiji

2Nd Floor, 64 Hoenamu-Ro Yongsan-Gu Seoul 04346 Korea (Republic)
+82 2-792-6396
fijiembassy.co.kr

Embassy of New Zealand

8Th Floor, Jeong Dong Building , 21-15, Jeongdong-Gil, Jung-Gu 04518 Seoul, Republic
Of Korea
+82 2 370 17700
mfat.govt.nz

Embassy of Australia

19th Fl, Kyobo Building 1 Jongro-1-Ga, Jongro-Gu Seoul 110-714 Korea (Republic Of)
+82 2 2003 0100
www.southkorea.embassy.gov.au/

Embassy of India

101 Dokseodang-Ro, Hannam-Dong, Yongsan-Gu, Seoul, South Korea
+82 2798 4257 and +82 2798 4268
www.indambassade.org.kr

Embassy of Nepal

19, 2Gil Seonjam-Ro, Seongbuk-Gu, Seoul
+82 (02) 37899770 / +82 (02) 37899771
<https://kr.nepalembassy.gov.np>

Embassy of Indonesia

380, Yeouidaebang, Youngdeungpo-Gu, Seoul, Republic Of Korea
+82 2783 5676 / 7
Seoul.kbri@kemlu.go.id

Embassy of Costa Rica

ILJIN Bldg. # 8, 50-1,, DOHWA-Dong, Mapo-Gu, Seoul,, 121-040, Korea
+82 2 707-9248,707-9254,707-9249
<http://www.ecostarica.or.kr>

Embassy of Colombia

Kyobo Life Insurance Bldg., 11F, 1 Jongno 1-Ga, Jogno-Gu, Seoul, Korea 110-714
+82 2 720 1369
<https://corea.embajada.gov.co>

Embassy of Puerto Rico

32 Sejongno, Jongno-gu Seoul 110-710 South Korea
+82 2 397 4114

Embassy of Kenya

38 Hoenamu-Ro 44-Gil, Itaewon 2(I)-Dong, Yongsan-Gu, Seoul, South Korea
+82 2 3785 2903 / +82 2 3785 2904
www.kenya-embassy.or.kr

Malawian Honorary Consulate

2-1501 Kumho Twin 89-1, Gwanghee-dong 1-ga, Jung-gu, Seoul, Korea (Republic)
(+82) 2 2274-0422

Embassy of Jordan

6F Twin Tree Tower Bldg. (B) 14 Joonghakdong Jongrogu, Seoul-Republic Of Korea
+82 2 318 2897
<http://www.jordankorea.gov.jo>

Embassy of United Kingdom

Seoul Sejong-Daero 19-Gil 24 Seoul Jung-Gu 04519 South Korea
+82 (0)2 3210 5500
<https://www.gov.uk/world/organisations/british-embassy-seoul>